


# GRINDLINE+.X

**Laser System for through-feed, multi diameter measuring and grinder regulation.**



**The Grindline+.X Laser System has been specially designed for on-line gauging of the outside diameter of products manufactured by plunge type centreless grinding machines, like electric motor shafts or any other part having several diameters to be checked.**

The main functions of the system are as follows:

- through-feed measurement up to 10 diameters
- tolerance checking and output alarms for part sorting
- real-time grinder regulation
- processing and printing of statistical reports
- interface with remote computer

## How does it works ?

The Grindline+.X System is based on a Xactum Laser Gauge installed at the output of the grinder, which measures the finished diameter of the part after the machining process. The ground parts, after cleaning by blowing away the water and oil emulsion, are made to pass through the laser beam, to carry out hundreds of measurements distributed along the axis of the piece. The signals coming from the gauge are processed by the software: thanks to advanced processing and filtering techniques, the Grindline software only extracts those measurements carried out on pre-set ground lengths, thus ignoring shape irregularities that might otherwise compromise the result. Chamfers, grooves, threads and even through holes or drops of emulsion on the work piece are not able to deceive the system.

The operator programmes the diameters being gauged and among them he selects the one being used as the reference for grinder feedback. The measured diameters are displayed and compared with the pre-set nominal value: if the process drifts beyond the pre-set control limits, the Grindline software automatically adjusts the grinder, recovering the wheel wearing so as to keep the product always within the desired tolerance limits.

Should the grinder control be impossible or ineffective, it's still possible to check all the selected diameters and reject any out of tolerance part, as the system provides suitable output signals to drive sorting or/and rejecting devices.

The results of measurements are stored and processed in real time: by connecting a standard printer to the CE-100 panel, it is possible to get effective statistical reports related to each operator-selected batch. Through an Ethernet or RS232 serial line, a remote computer can be used to download the measured data or to programme the system.

## Benefits

- **Zero-defect production:** the 100% inspection allows out-of-tolerance parts to be detected and discarded, avoiding any risk of rejects or later complaints.
- **Reduction of scrap:** the real-time grinder regulation prevents machining out-of-tolerance pieces.
- **Labour savings:** the unsupervised automatic control makes lighter work for the grinder operating staff.
- **Quality certification made easier:** the on-line gauging makes random sample checks redundant and allows the printing of detailed reports to prove Product Quality and Process Capability.

## System configuration

The Grindline+.X system uses single-axis Xactum Laser Gauges.

### The Basic system is composed of:



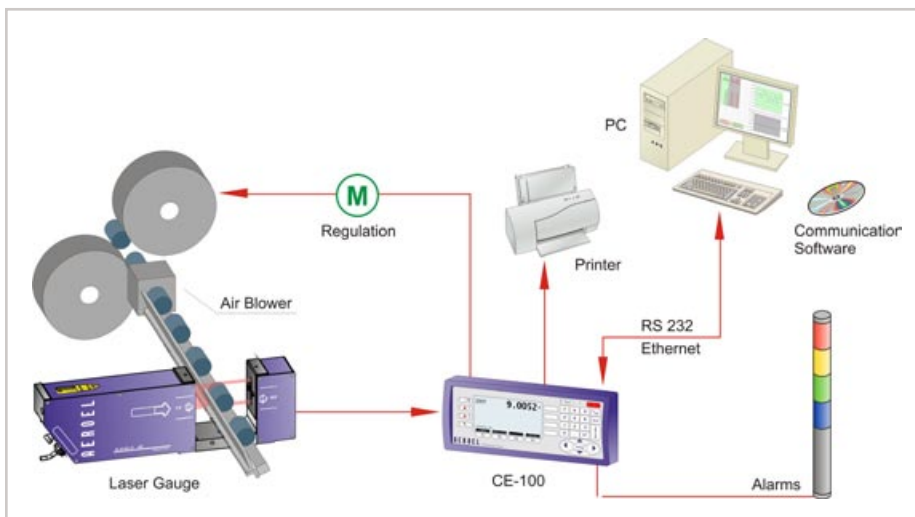
- **XLS40** or **XLS80** Xactum Laser Gauge
- **CE-100**, Operator's Interface Panel, 19" Rack mount version
- **Grindline+.X software** (basic module) pre-installed in the Gauge
- 5 m long connecting cable

### Some options and accessories available to complete the system are:

- Additional software for grinder feed-back
- Additional software for statistical reporting
- Compressed air windows with filters and adjusting valve
- Air blowing device for part cleaning
- Belt conveyor to drive parts through the laser gauge
- Extension cables
- Gauge Calibration Report

## Advantages

- **Excellent flexibility:** thanks to its wide measuring range and to the exclusive data processing software, the system enables gauging a number of parts with different shape and dimensions without specific dedication.
- **Through-feed capability:** the non-contact operating principle enables 100% inspection without having to stop the component.
- **High gauging speed:** getting an excellent repeatability in a short measuring time makes the on-line application consistent with high production rates.
- **High precision:** a patented self-calibration device guarantees permanent gauge accuracy with no re-mastering required.
- **Insensitive to ambient temperature changes:** the self-calibration device automatically compensates any drift due to room temperature changes, making the gauge ideal for use in the workshop.
- **Turnkey solutions:** Aeroel supplies a wide range of accessories for cleaning and moving the part, assuring a high overall system performance.
- **Competitive price:** the through-feed gauging doesn't involve complicated and costly handling devices and one gauge can measure several diameters.
- **Reliability and long life:** the optical gauging avoids all wearing and adjusting problems associated with touch probes; the solid state laser source warrants long operational life.



# The Grindline+.X Software

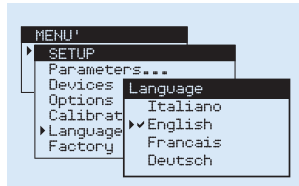
The Grindline+.X software is pre-loaded inside the Xactum gauge and, thanks to its modular structure (basic package + optional Regulation and Statistics) it can meet all operational requirements. Special care has been taken to ensure that the system is easy to use and simple to program even by non-experts. Through the CE-100 Interface Panel, the operator



uses function keys and pop-up menus to select the various functions or to enter the numerical values requested by the program.

## The basic package includes the following functions:

- It measures up to 10 different diameters on the same part.
- Display of measured values and their shifts from the nominal set points.
- 3 measured values can be simultaneously displayed on the screen.
- Automatic recognition of the selected ground lengths and filtering of all shape irregularities.
- Parts being checked can be transported by conveyor or gantry loader.
- On one selected section it is possible to check taper, by reading the diameter in two programmable positions: the difference between these readings is compared with the pre-set taper value.
- Nominal diameter and tolerance programming.
- Out-of-tolerance alarms (Go/NoGo) and delayed signals for part sorting (Reject/Rework)
- Signal for "unidentified piece" to discard abnormal parts, if any.
- Library of parameters for 1000 different products, directly retrievable by the operator.
- Possibility of entering a password to restrict the programming functions to authorized personnel.
- Ethernet / Rs232 interface for remote programming or data retrieval.
- Multi-lingual menus (Italian, English, French and German).
- Selectable measuring unit (mm or inches) and resolution.
- Pre-programmed factory set-up to facilitate installation and start-up of the system.



## The additional Process Regulation module (Option 1) features the following functions:

- The automatic diameter regulation, achieved by adjusting the distance between the grinding wheels, is based upon the diameter shift read on one section only, as selected by the operator.
- PI (Proportional-Integral) mode, using INC (+) or DEC (-) pulse trains, whose number is proportional to the amount of the required correction.

- Regulation is started after having positively checked a real trend to drift from the nominal set point.
- Control parameters can be programmed and stored in the product library.

DIA	27.9736 ◀															
AVG-B	27.9869 ◀															
DMM	27.9817 ◀															
<table border="1"> <tr> <td>AUTO</td> <td></td> <td></td> <td></td> <td>OFFS:OFF</td> </tr> <tr> <td>STS:OK</td> <td></td> <td></td> <td></td> <td></td> </tr> <tr> <td>LOGIN</td> <td>HOLD</td> <td>RESET</td> <td>PRINT</td> <td></td> </tr> </table>		AUTO				OFFS:OFF	STS:OK					LOGIN	HOLD	RESET	PRINT	
AUTO				OFFS:OFF												
STS:OK																
LOGIN	HOLD	RESET	PRINT													

- Automatic backlash recovery, by adding extra pulses each time the correction is reversed.
- To avoid over-regulation, the control routine skips the already machined parts included between the gauge and the wheels.
- Additional input to hold regulation during diamond dressing of the grinding wheel.



## The additional Statistics module (Option 2) offers the following functions:

- Processing and printing of a statistical report for each selected batch or order.
- Computing and listing of max, min, avg, Cp and Cpk values of each measured parameter (all the diameters and taper)
- Identification of the order, of nominal value, of tolerance range and counting of parts included in the selected batch.
- Statistics can include all the parts of the batch (good and rejected), or it can be restricted to the good parts only.
- All reports show the date and time

JOB	SECT.	NOMINAL [mm]	UPPER TOL. [mm]	LOWER TOL. [mm]
0	1	7.0010	0.0040	-0.0100
	2	10.0000	0.0280	-0.0050
	3	12.0230	-0.0950	-0.1020
	4	8.0000	-0.0050	-0.0200
	5	8.0000	-0.0130	-0.0280

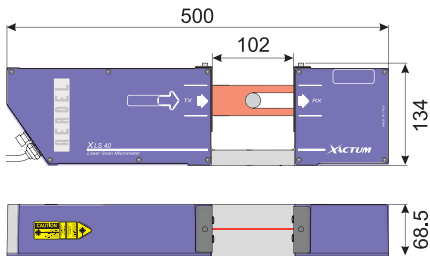
  

SAMPLES	SECT.	MIN [mm]	AVG [mm]	MAX [mm]	σ (n) [µm]	Cp	Cpk
3	1	6.9974	6.9979	6.9984	0.412	5.66	5.58
	2	10.0138	10.0140	10.0142	0.164	23.37	18.29
	3	11.9277	11.9287	11.9295	0.742	1.57	-0.31
	4	7.9881	7.9883	7.9886	0.216	11.57	10.34
	5	8.0354	8.0368	8.0394	1.840	1.36	-9.02

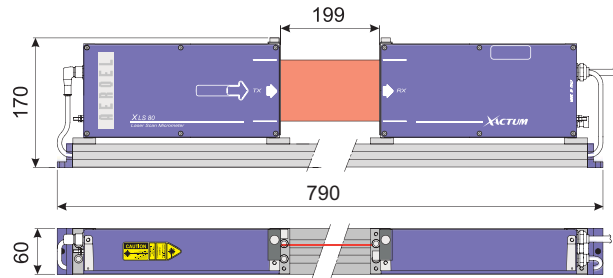
TESTED BY AEROEL - UDINE - ITALY

# Specifications

## XLS40



## XLS80



All dimensions are in mm.

GRINDLINE	X 40/A	X 40/B	X 80/A	X 80/B
Type of gauge	XLS40/1200/A	XLS40/1200/B	XLS80/1200/A	XLS80/1200/B
Measuring Field (mm)	40		80	
Measurable Diameters (mm)	0.1 ÷ 38	0.06 ÷ 38	0.75 ÷ 78	
Resolution (Selectable) (µm)	10 / 1 / 0.1 / 0.01			
Linearity (Centred Product) (µm)	± 0.5 <sup>(1)</sup>		± 1 <sup>(2)</sup>	
Linearity (in the Measuring Plane) <sup>(3)</sup> (µm)	± 0.5		± 2	
Repeatability (T=1s, ±3σ) (µm)	± 0.1		± 0.3	
Single Shot Repeatability (±3σ) (µm)	± 2.5		± 5	
Beam Spot Size (s,l) <sup>(4)</sup> (mm)	0.08 x 2	0.06 x 0.1	0.4 x 3.5	0.4 x 0.2
Side Dither of the Scanning Plane (mm)	± 0.1		± 0.2	
Scanning Frequency (Hz)	1200		1200	
Scanning Speed (m/s)	180		353	
Gauge Thermal Coefficient <sup>(5)</sup> (µm/mm°C)	- 0.0109		- 0.0062	
Laser Source	VLD (Visible Laser Diode); λ = 650 nm			
Dimensions (mm)	500 x 134 x 68.5		787 x 170 x 60	
Weight (kg)	4.2		7	

### Notes

- (1) For  $\varnothing \leq 25$  mm. For  $25 \leq \varnothing \leq 38$  mm the linearity is  $\pm 0.75$  µm. The value is inclusive of the Aeroel's masters uncertainty ( $\pm 0.3$  µm)
- (2) For  $\varnothing \leq 40$  mm. For  $40 \leq \varnothing \leq 78$  mm the linearity is  $\pm 1.5$  µm. The value is inclusive of the Aeroel's masters uncertainty ( $\pm 0.3$  µm)

- (3) Maximum error, when a master is moved in the measuring plane, checked with  $\varnothing = 8$  mm (XLS40) or  $\varnothing = 20$  mm (XLS80). The measuring plane is located halfway between transmitter and receiver.

- (4) Elliptical spot: "s" is the thickness and "l" is the width.

- (5) Typical value. It states the measurement drift due to the room temperature change, when measuring a master with null coefficient of expansion (INVAR).

Specifications subject to change without notice. For additional details and complete specifications please see the gauge data sheet.



## CE-100 Operator's Interface Panel

Monochromatic **LCD Display**, 240 x 128, backlit  
 "Touch-Sensitive" **capacitive keyboard**, with 34 keys and 7 warning LED  
**RS485 interface** to connect the XLS gauges  
**8 protected** and optocoupled **outputs**, **4 optocoupled inputs**,  
**2 inputs** to the gauge  
**Ethernet & RS232 ports** and **Centronics output for parallel printer**  
 Available with adjustable **table-top base** or for **19" Rack mounting**  
**Dimensions:** 132 x 300 x 72 mm (panel alone)  
**Weight:** 1,9 kg (panel), 3,4 kg (table-top version), 2,8 kg (Rack mounting version)  
**Power supply:** 24 VDC, 100 mA Typical (1 A max)



This product conforms to the following standards:  
 21 CFR 1040.10 (USA) • CEI EN-60825-1:2003-4-1 (EU)

**AEROEL**

AEROEL S.R.L.  
 Via Pier Paolo Pasolini 35/3  
 Pradamano (UD)  
 33040 - ITALY  
 Phone +39 0432 671301  
 Fax +39 0432 671543  
 e-mail: [aeroel@aeroel.it](mailto:aeroel@aeroel.it)  
<http://www.aeroel.it>

